


2024 RESIDENTIAL RATES

STANDARD RESIDENTIAL (R1)	
This is the default rate for residential members. Includes a flat energy (kWh) and anytime demand (kW).	
Energy (per kWh)	\$0.1039
Demand (per kW) <i>Highest anytime demand</i>	\$2.50
	--
Fixed Charge	\$19.00

Standard Residential Hours

ENERGY
Flat energy rate 24 hours per day.

DEMAND
Highest 15-minute interval reached ANYTIME of day. Billed at the single highest interval over the billing cycle.



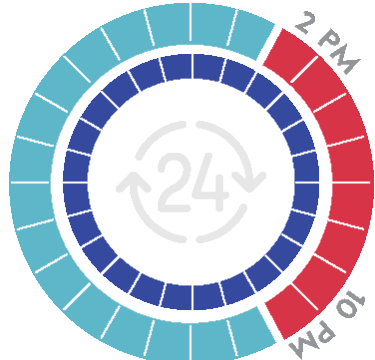
TIME OF DAY (RTD1)	
The Time of Day rate offers reduced off-peak energy (kWh) to encourage the shift of energy (kWh) use away from on-peak hours. Includes anytime demand (kW) charge.	
On-Peak Energy (per kWh)	\$0.1607
Off-Peak Energy (per kWh)	\$0.0550
Demand (per kW) <i>Highest anytime demand</i>	\$2.50
	--
Fixed Charge	\$19.00

Time of Day Hours

ON-PEAK ENERGY
2 p.m. – 10 p.m., Monday – Saturday

OFF-PEAK ENERGY
10 p.m. – 2 p.m., Monday – Saturday, All day Sunday and major holidays.*

DEMAND
Demand does NOT take a day off. Demand billed at highest 15-minute interval ANYTIME during the day and can occur during on-peak or off-peak periods on any day of the week (including holidays).



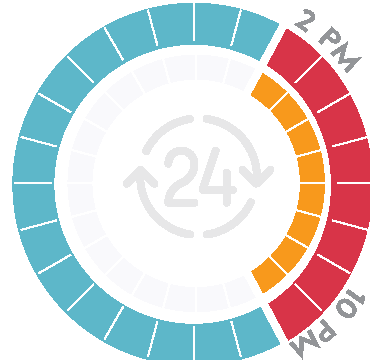
PEAK DEMAND TIME OF DAY (RDP1)	
The Peak Demand Time of Day rate offers reduced off-peak energy (kWh) and additional savings by charging demand (kW) only for usage during on-peak periods of 2-10 p.m.	
On-Peak Energy (per kWh)	\$0.1512
Off-Peak Energy (per kWh)	\$0.0582
	--
On-Peak Demand (per kW) <i>Highest demand during peak hours (2-10 p.m.)</i>	\$3.00
Fixed Charge	\$19.00

Peak Demand Time of Day Hours

ON-PEAK ENERGY
2 p.m. – 10 p.m., Monday – Saturday

OFF-PEAK ENERGY
10 p.m. – 2 p.m., Monday – Saturday, All day Sunday and major holidays.*

ON-PEAK DEMAND
Highest 15-minute interval during on-peak hours of 2-10 p.m. Sundays and major holidays* are considered off-peak demand periods.



SMART CHOICE (RD1)	
The Smart Choice rate is beneficial to members who use a lot of energy (kWh) and can shift their demand (kW) away from on-peak hours of 2-10 p.m.	
Energy (per kWh)	\$0.0461
Grid Access Demand (per kW) <i>Highest anytime demand</i>	\$4.83
On-Peak Demand (per kW) <i>Highest demand during peak hours (2-10 p.m.)</i>	\$6.81
Fixed Charge	\$19.00

Smart Choice Hours

ENERGY
Flat energy rate 24 hours per day.

GRID ACCESS DEMAND
Highest 15-minute interval reached ANYTIME of day. Billed at the single highest interval over the billing cycle.

ON-PEAK DEMAND
Highest 15-minute interval during on-peak hours of 2-10 p.m. Sundays and major holidays* are considered off-peak demand periods.

