




PROGRAM GUIDE



Your Touchstone Energy® Cooperative 



UNITED EV

United Power is committed to helping our members find cost-effective ways to charge an electric vehicle. United EV offers members a service option for at-home EV charging equipment, rebate dollars toward EV charger electrical wiring, and a menu of electric rates and options for smart charging.



Home Charging with United EV

Through a service agreement, you'll receive a ChargePoint Home Flex Level 2 charger for just \$19 per month.

The program includes complete equipment installation and set-up, and any maintenance or repairs.

There are no up-front equipment costs and the monthly fee will be applied to your electric bill.



EV Make-Ready Wiring Rebate

United Power's Make-Ready Wiring rebate helps offset the electrical costs associated with wiring for an EV charger.

United EV program participants qualify for up to \$1,000 in rebates toward electrical wiring.




Smart Rates and Charging Options

From our menu of rates, you can choose the rate that works best for your lifestyle to save money on EV charging.

In addition, select from several smart charging options that help you take advantage of the lowest energy costs and help United Power balance EV charging on the electric grid.



Your Touchstone Energy® Cooperative 



INSTALLATION AND SUPPORT

Enroll in United EV and we deliver and install your new ChargePoint Home Flex unit. Rest easy with support just a phone call away.

Full-Service Installation

United Power will schedule the installation of your ChargePoint charger at a time that is convenient for you. The installer will install the ChargePoint unit and help you connect to the Wi-Fi and mobile app. If you cannot make your appointment, please cancel within 24 hours.

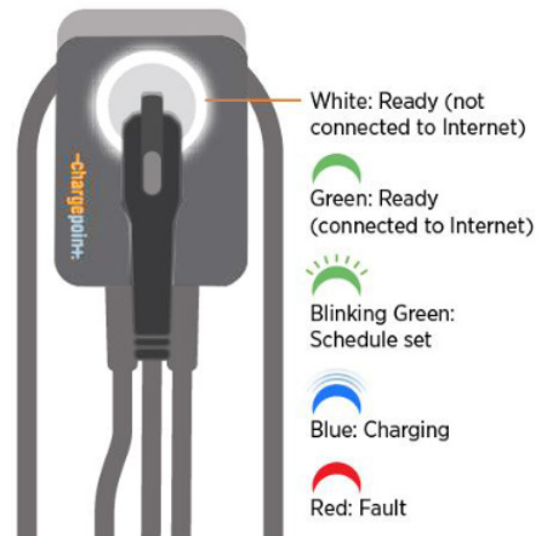
Download and Set-Up the ChargePoint App Before Installation



1. Get the ChargePoint app, available for iPhone and Android.
2. Select 'Create account' to start the process.
3. Fill in the 'Create account' screen with your basic information and hit 'Next'.
4. Fill out the 'Add payment' screen so you'll be ready to charge wherever you go, even at stations with a fee. If you only use free stations, you'll never be charged. (You can skip this step.)
5. The installer will assist with connecting the app to your charger and to United Power.

Ready, Set, Charge!

Your charger will come programmed with the charging schedule you selected at enrollment. The lights on the charger indicate the status of the unit.



ChargePoint Technical Support

For issues related to the ChargePoint Home Flex equipment. Available 24/7/365.

www.chargepoint.com/support
1-888-758-4389



United EV Program Support

For questions related to the United EV program. Available Monday - Friday, 8 a.m. to 4 p.m.

evs@unitedpower.com
303-637-1233



HOME CHARGING WITH UNITED EV

United Power has partnered with ChargePoint to provide United EV program participants with a ChargePoint Home Flex, a 240-volt, Level 2 charger that works with any model EV.

ChargePoint Home Flex Level 2 Charger

- Home Flex is UL listed for safety, ENERGY STAR® certified for efficiency, backed by a warranty, and includes 24/7 phone support.
- When scheduled to charge at Level 2, the Home Flex unit will charge your vehicle at 240-volt and up to 40 amps for the fastest recharge time.
- When scheduled to charge at Level 1, the Home Flex unit will charge your vehicle at 120-volt and 16 amps to reduce energy consumption and load on the United Power grid.
- Use the ChargePoint app to track all of your charging, find places to charge when you are away from home, schedule charging when energy is cheapest, and connect to your smart home devices like Alexa.



Attention Tesla Owners

The ChargePoint Home Flex works with any model vehicle, but in order to plug a Tesla into the Home Flex charger, you will need the J-1772 adapter. This is the same adapter used at public charging stations.



—chargepoint+®

Learn more about the ChargePoint Home Flex:
www.chargepoint.com





EV MAKE-READY WIRING REBATE

To power the ChargePoint Home Flex charger, you will need a NEMA 14-50 outlet and a Wi-Fi signal near your desired charger location.

EV Make-Ready Wiring Rebate

If you do not already have a NEMA 14-50 outlet, United Power offers United EV participants twice the rebate dollars to offset wiring costs associated with installing an EV charger.

United EV program participants qualify for a make-ready wiring rebate toward the cost of outlet installation, up to \$1,000.

- Reach out to a licensed electrician for installation. United Power recommends collecting at least three quotes to ensure you receive the best price and service.
- Once an electrician has installed the NEMA 14-50 outlet, submit the itemized invoice and photo of final installation with your make-ready wiring rebate application.

Apply for the EV Make-Ready Wiring Rebate within 90 days of installation at www.unitedpower.com/ev-rebates.

ChargePoint Loves Wi-Fi



The ChargePoint Home Flex requires a strong internet Wi-Fi signal to communicate with the mobile app and to connect to your smart home devices. Test your Wi-Fi signal strength near the charger and consider a Wi-Fi booster to take advantage of all the ChargePoint features.

Important Outlet Installation Specifications for ChargePoint Home Flex

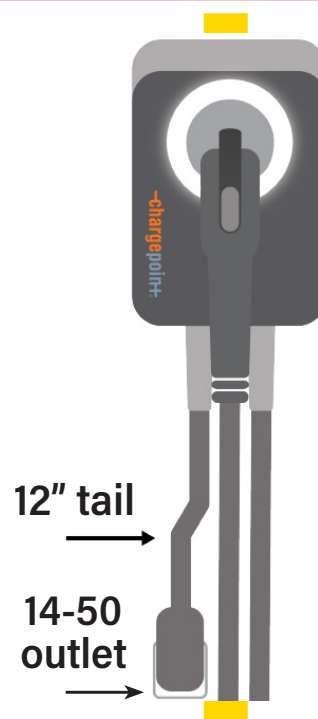
- The outlet and charger installation location must allow the charging cable to reach the car's charging port.
- The ground of the NEMA 14-50 outlet should be pointing up to ensure proper alignment with the charger plug.
- The charger must be installed within 12 inches of the NEMA 14-50 outlet to accommodate the 12 inch tail from the charger unit.
- The charger will require a wall stud for secure installation and, ideally, the outlet is located on the left side of that wall stud.



14-50
Ground Down:
not ready for
ChargePoint



14-50
Ground Up:
ChargePoint
ready



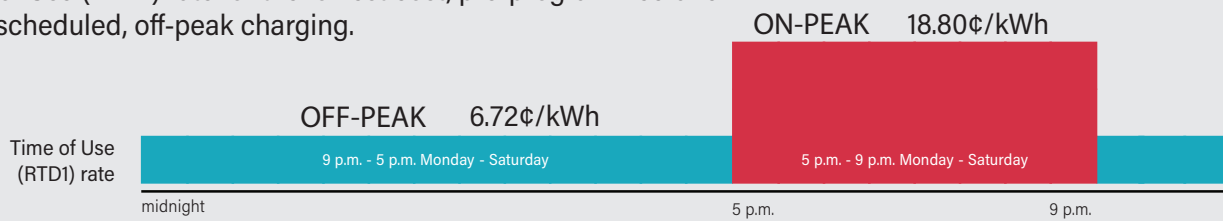


SMART RATES AND CHARGING OPTIONS

United EV participants can combine any rate with a charging schedule of choice to accommodate their EV lifestyle.

Lowest Cost EV Charging

United Power recommends the Simple Saver (A) schedule with the Time of Use (RTD1) rate for the lowest cost, pre-programmed and auto-scheduled, off-peak charging.



United EV Charging Schedule Options

A) Simple Saver

EV charger comes programmed for uninterrupted Level 2 charging before 5 p.m. and after 9 p.m. only. This schedule ensures you only charge off-peak.

B) Flex Saver

EV charger comes programmed for Level 1 charging subject to utility control from 5-9 p.m.; and uninterrupted Level 2 charging before 5 p.m. and after 9 p.m.

C) DIY Charge

No pre-set schedule on the charging equipment. Member will be responsible for scheduling charging schedules and the applicable rates.

Regardless of schedule, United EV program participants are subject to utility control during on-peak periods of 5-9 p.m.

Residential Rates

Rates effective Jan. 1, 2026. More detail available at unitedpower.com/rates.

RESIDENTIAL (R1)		TIME OF USE (RTD1)		PEAK TIME OF USE (RDP1)		SMART CHOICE (RD1)	
Energy (per kWh)	\$0.1184	On-Peak Energy (per kWh)	\$0.1880	On-Peak Energy (per kWh)	\$0.1549	Energy (per kWh)	\$0.0557
		Off-Peak Energy (per kWh)	\$0.0672	Off-Peak Energy (per kWh)	\$0.0672	Grid Access Demand (per kW)	\$6.53
Demand (per kW) <i>Highest anytime demand</i>	\$4.55	Demand (per kW) <i>Highest anytime demand</i>	\$4.55	--	--	On-Peak Demand (per kW) <i>5-9 p.m.</i>	\$8.19
--	--	--	--	On-Peak Demand (per kW) <i>5-9 p.m.</i>	\$5.50	--	--